

Peoria County
Maternal and
Child Health
Report

2015

The 2015 Peoria County Maternal and Child Health Report focus on birth and maternal health characteristics.

July 2016



Public Health
Prevent. Promote. Protect.

**Peoria City/County
Health Department**

2015 Peoria County Maternal and Child Health Report

Table of Contents

Executive Summary.....	3
Maternal Characteristics and Birth Outcomes.....	3-7
<i>General Demographics.....</i>	3
<i>Prenatal Care.....</i>	4
<i>Preterm Births.....</i>	5
<i>Low Birth Weight.....</i>	6
<i>Teen Births.....</i>	7
Table: Total births and percentages of maternal and birth outcomes: Peoria County, IL 2015.....	8
Data Sources.....	9

Definitions

Crude Birth Rate is the ratio of births by total population.

General Fertility Rate is the birth rate of women in fertile ages (15-44 years).

Singleton births are births associated with only one (1) infant

First trimester refers to the first three (3) months of pregnancy

Late or no prenatal care is defined as medical care during the last trimester (last three months of pregnancy) or no prenatal care during the course of the pregnancy.

Preterm is the delivery of a live birth before 37 completed weeks of gestation.

Very Preterm is the delivery of a live birth before 32 completed weeks of gestation.

Low Birth Weight are infants born weighing less than 2,500 grams (5lbs 8oz)

Very Low Birth Weight are infants born weighing less than 1,500 grams (3lbs 4oz)

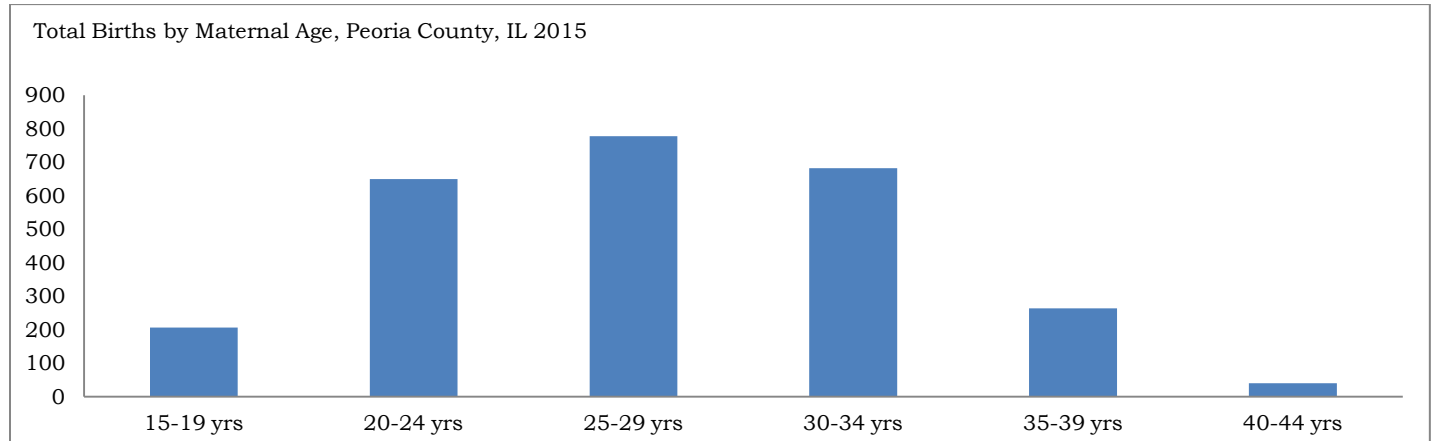
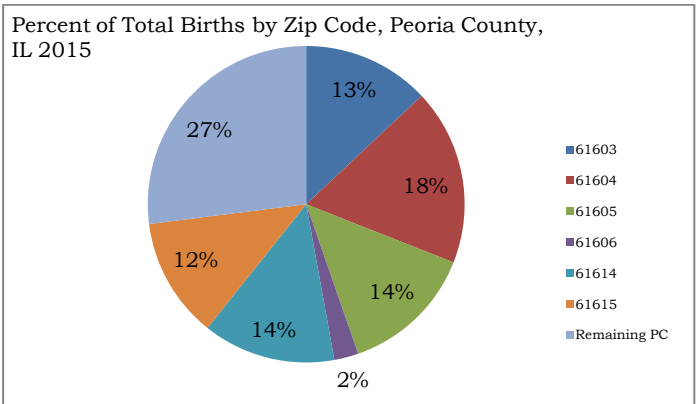
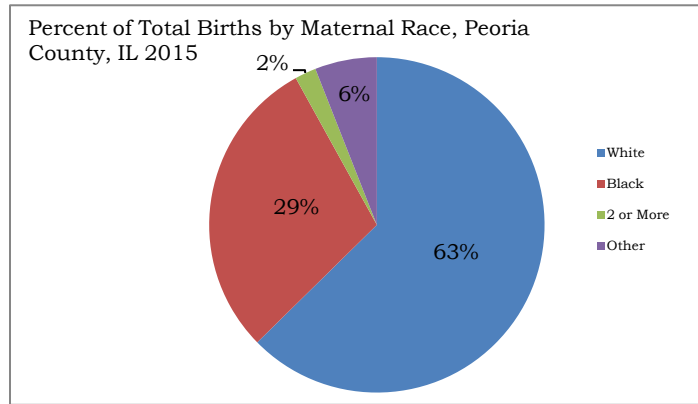
EXECUTIVE SUMMARY

The 2015 Peoria County Maternal and Child Health Report focuses on examining birth outcomes based on various characteristics with the purpose to educate and promote health understanding within the community. Peoria County as a whole had better birth outcomes than Healthy People 2020 target goals; a national health initiative. However, disparities exist when examining outcomes based on racial and geographic factors.

GENERAL DEMOGRAPHICS

Key Findings

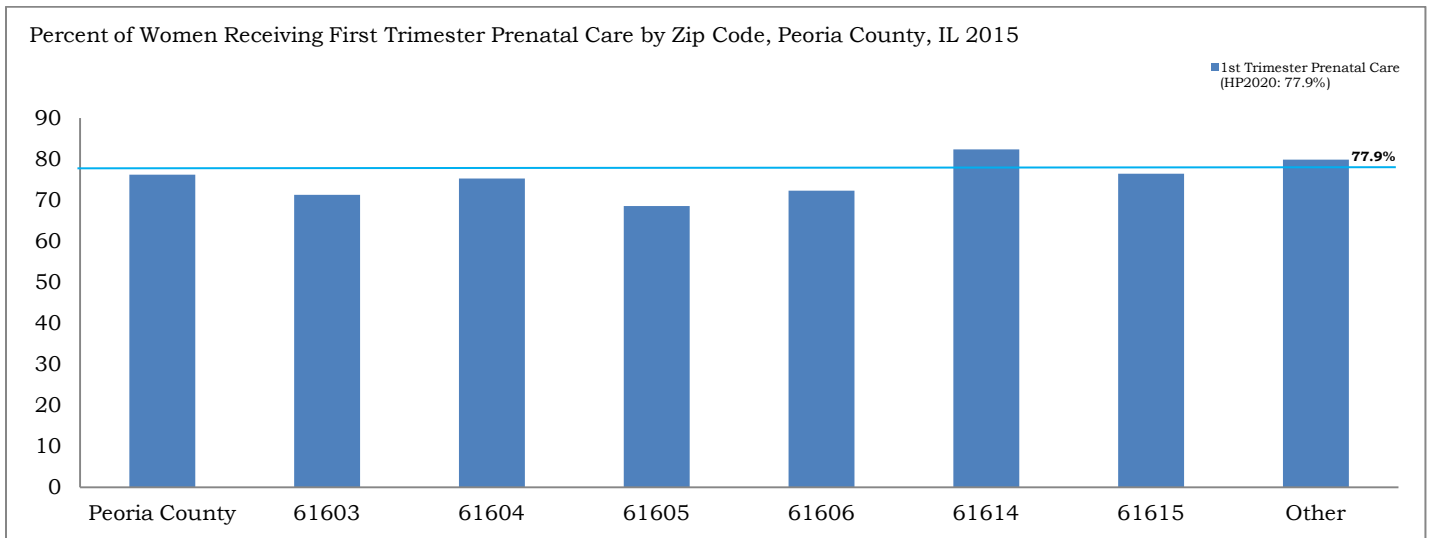
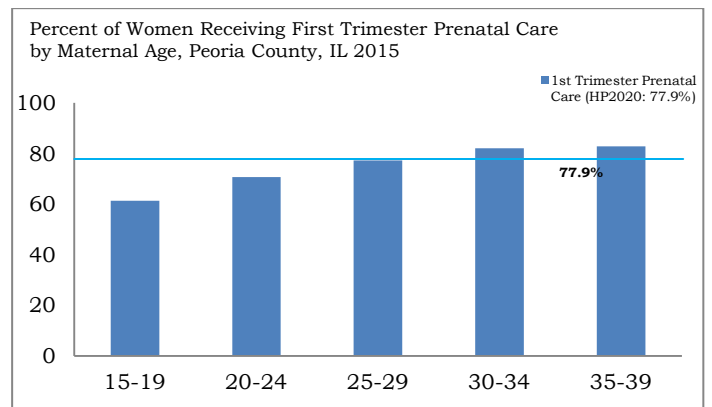
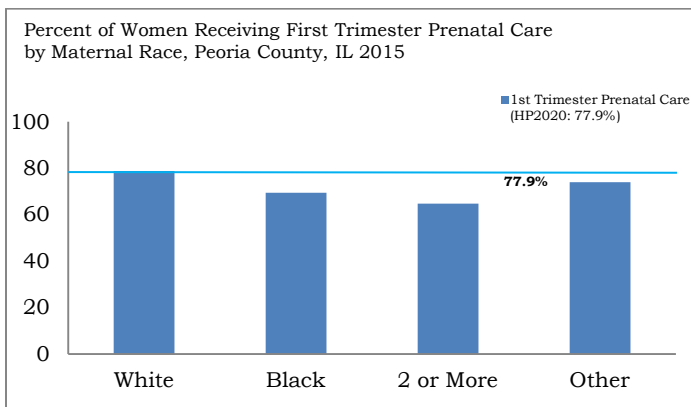
- There were a total of 2,630 live births to Peoria County residents in 2015; with a **crude birth rate** of 14.0 births per 1,000 population.
- The **general fertility rate** was 69.3 births per 1,000 women aged 15-44 years.
- The **birth rate for teens'** age 15-19 years continues to be greater than state and national averages at a rate of 31.8 per 1,000 females' age 15-19 years.
- Approximately 77% of births were within zip codes attributed to the City of Peoria.
- 76.1% of women received prenatal care in the first trimester, with only 3.8% receiving late or no care.
- Preterm deliveries accounted for 8.3% of singleton births
- Approximately 7.3% of singleton births were low birth weight, while 1.1% were very low birth weight.
- 10.6% of mothers reported smoking during pregnancy.
- Unmarried mothers accounted for 50.6% of births.
- Three out of ten births (30.8%) of births were delivered via cesarean.



PRENATAL CARE

Key Findings

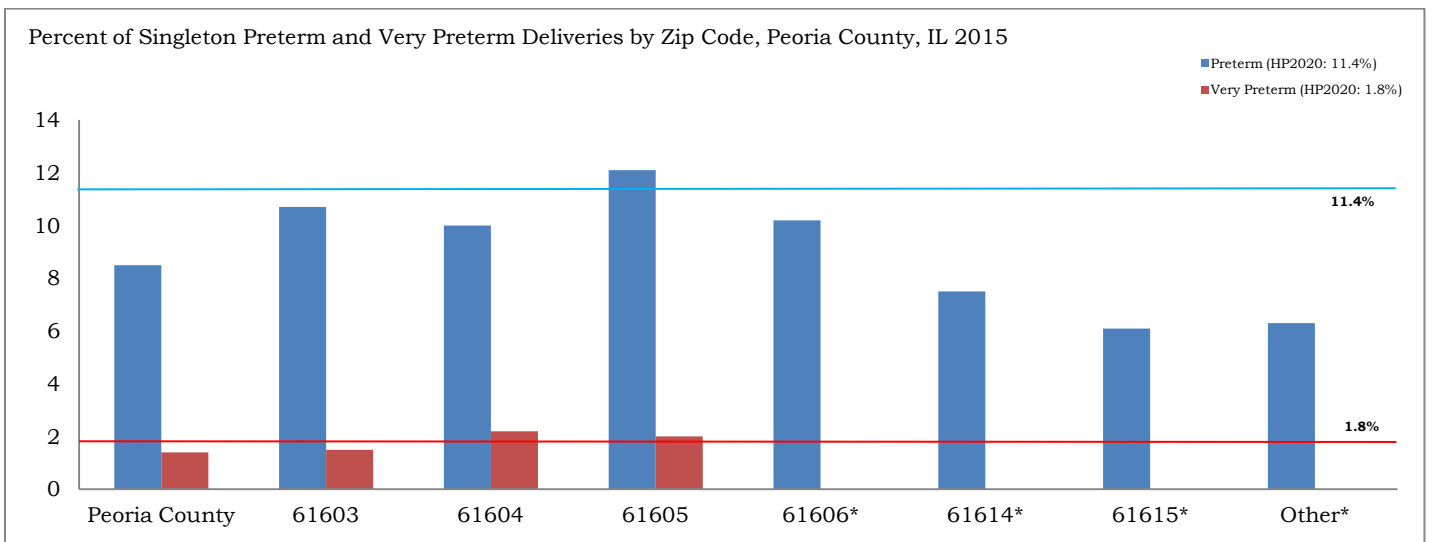
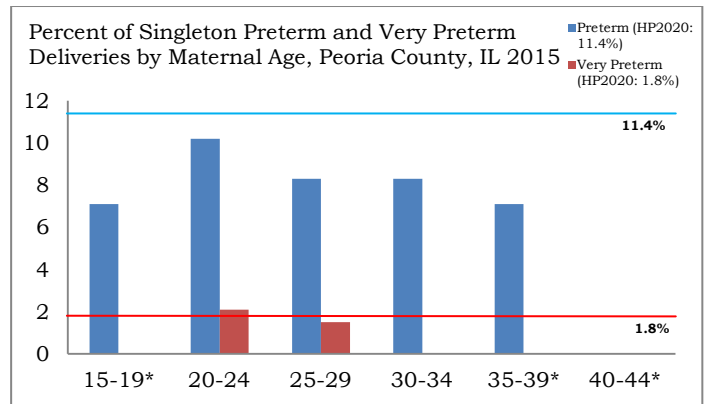
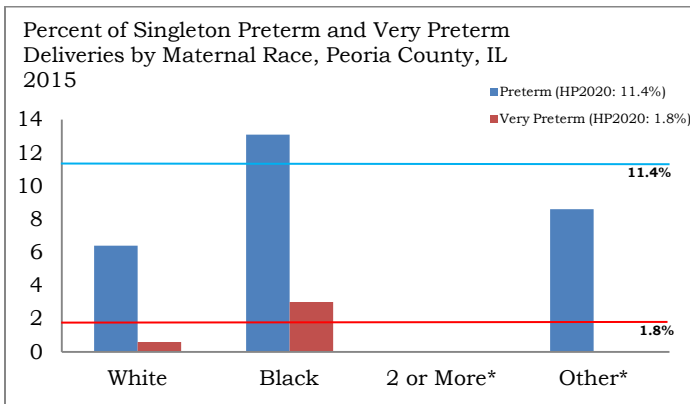
- In 2015, 76.1% of pregnant women received prenatal care during the first trimester and 3.8% received late or no prenatal care.
- Zip codes attached to the City of Peoria had 1.9% to 7.2% late or no prenatal care.
- African American/Black women with late or no prenatal care was 6.6% and 69.4% having care during the first trimester. This compared to White women who had 3.3% and 78.8% respectively.
- Women 15-24 years old had the lowest percentage of first trimester care as well as the highest percentage of late or no prenatal care.



PRETERM BIRTHS

Key Findings

- The percent of preterm deliveries for singleton births was 8.3% for Peoria County, Illinois in 2015; compared to 9.6% nationally and 10.1% in Illinois in 2014.
- Zip codes attached to the City of Peoria ranged from 7.1% to 10.2% preterm deliveries for singleton birth.
- African American/Black women had the highest percentage of preterm singleton deliveries than women of any other racial group.
- Preterm deliveries were highest among 20-24 year old women.
- Of the women who had preterm singleton deliveries, 19.4% self-reporting smoking at some time during their pregnancy.
- Approximately 56% of singleton preterm infants were low birth weight.

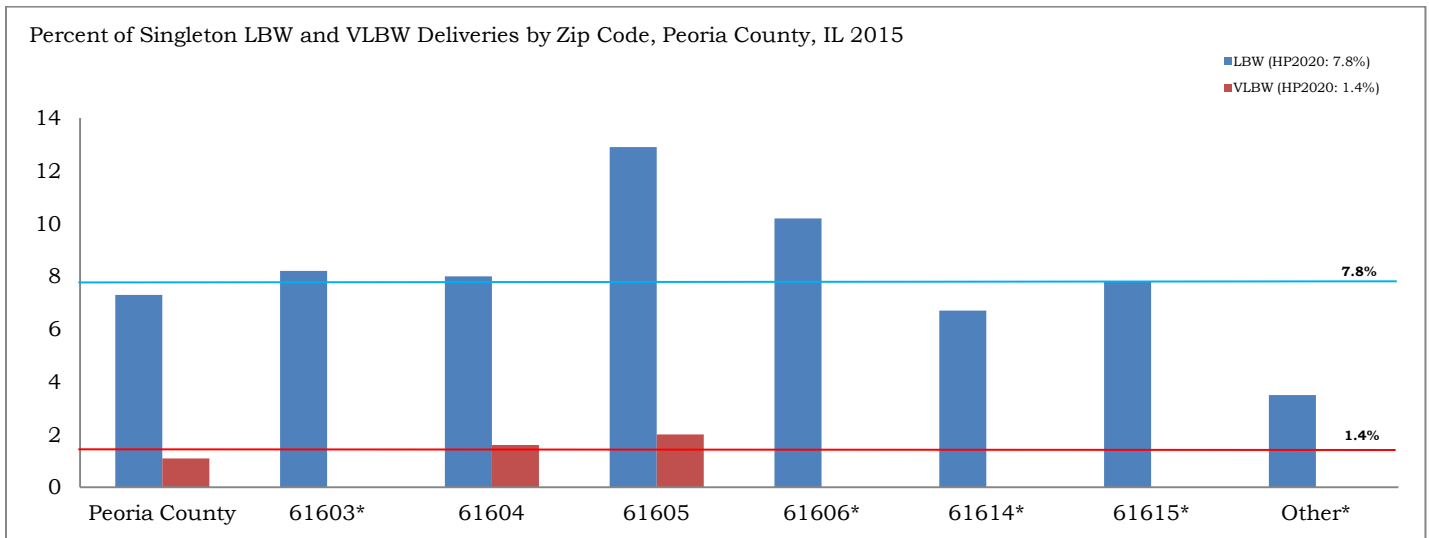
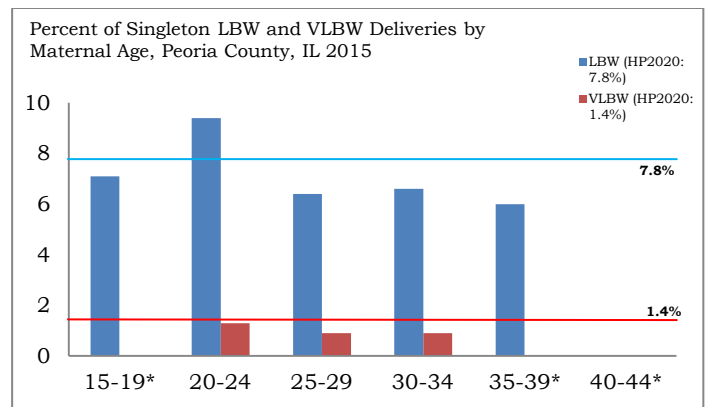
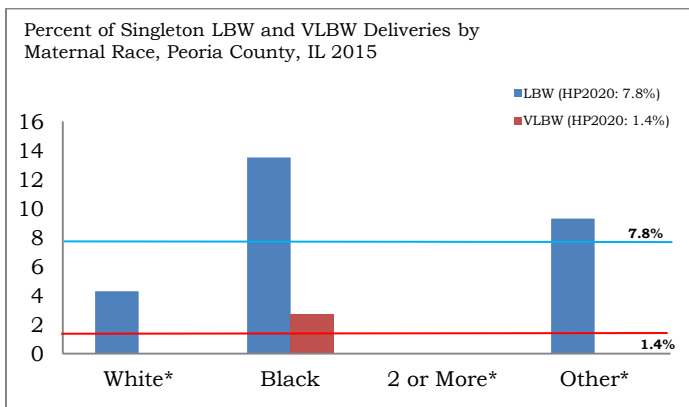


*Denotes counts less than 5.

LOW BIRTH WEIGHT

Key Findings

- The percent of low birth weight deliveries for singleton births was 7.3% and very low birth weight was 1.1%.
- Within the City of Peoria had 6.7% to 12.9% LBW deliveries for singleton birth.
- African American/Black women had the highest percentage of LBW singleton deliveries than women of any other racial group; double that of White women.
- Low birth weight deliveries were highest among 15-24 year old women.
- Of the women who had LBW singleton deliveries;
 - Approximately 23% self-reported smoking at some time during their pregnancy.
 - 73.0% received prenatal care in their first trimester.

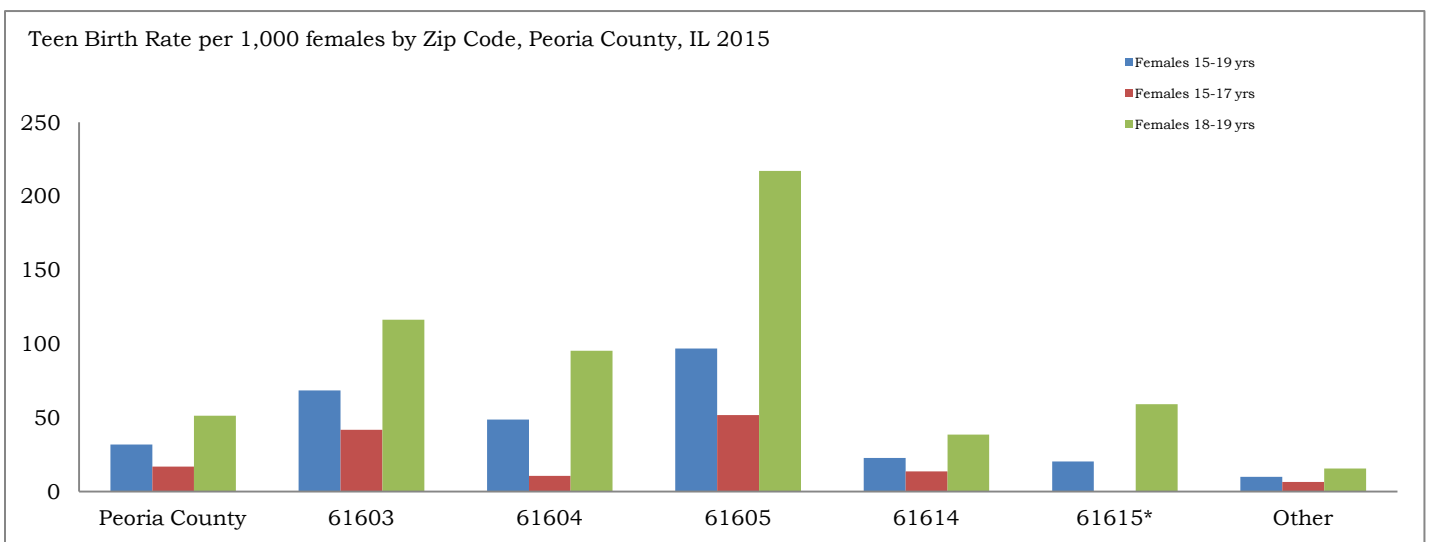
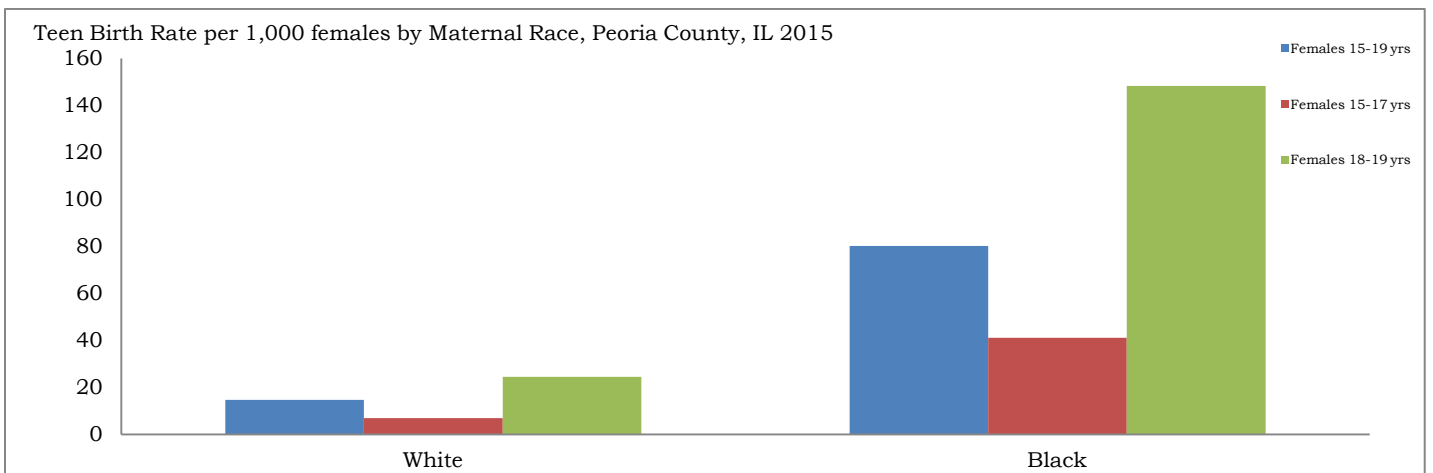


*Denotes values equal to or less than 5.

TEEN BIRTHS

Key Findings

- In 2015, 8.3% of births were to women between the ages of 15 to 19 years; rate of 31.8 per 1,000 female age 15-19 years.
- City of Peoria had rates ranging from 8.4 to 96.9 births per 1,000 females age 15-19 years and accounted for approximately 90.3% of teen births.
- African American/Black women had teen birth rates over five times that of White women.
- Characteristics of Women 15-19 years:
 - 9.2% had preterm deliveries
 - 8.7% had low birth weight
 - 61.2% received 1st trimester prenatal care
 - 5.8% smoked at one point during pregnancy
 - Number of pregnancies was 1.3.



*Denotes a count of 5 or fewer.

TABLE: Total births and percentages of maternal and birth outcomes: Peoria County, IL 2015

	Number	Unmarried	Cesarean	Smoking	Prenatal Care		Preterm ¹		Low Birthweight ¹	
					First Trimester	Late or No Care	Total	Very Preterm	Total	Very Low Birthweight
TOTAL	2630	50.7%	30.8%	10.6%	75.5%	4.5%	8.5%	1.4%	7.3%	1.1%
Race										
White	1645	36.5%	29.8%	10.5%	78.8%	3.3%	6.4%	0.6%	4.3%	--
African American / Black	770	88.6%	31.4%	12.7%	69.4%	6.6%	13.1%	3.0%	13.5%	2.7%
Two or more	54	81.5%	24.1%	14.8%	64.8%	9.3%	10.0%	--	--	--
Other	157	3.8%	41.4%	--	73.9%	5.7%	8.6%	--	9.3%	--
Age										
15-19 yr	206	97.1%	23.8%	5.8%	61.2%	6.8%	7.1%	--	7.1%	--
20-24 yr	649	82.0%	26.3%	13.7%	70.7%	5.7%	10.2%	2.1%	9.4%	1.3%
25-29 yr	777	45.7%	28.4%	13.1%	77.3%	3.3%	8.3%	1.5%	6.4%	0.9%
30-34 yr	682	26.0%	36.4%	8.5%	82.1%	2.6%	8.3%	--	6.6%	0.9%
35-39 yr	263	20.5%	38.4%	6.1%	82.9%	--	7.1%	--	6.0%	--
40-44 yr	40	20.0%	42.5%	--	75.0%	--	--	--	--	--
Zip Code										
61603	342	69.6%	30.4%	15.5%	71.3%	6.7%	10.7%	--	8.2%	--
61604	473	65.8%	30.9%	11.2%	75.3%	3.2%	10.0%	2.2%	8.0%	1.6%
61605	360	86.7%	30.3%	16.4%	68.6%	7.2%	12.1%	2.0%	12.9%	2.0%
61606	65	61.5%	33.8%	21.5%	72.3%	3.1%	10.2%	--	10.2%	--
61614	357	35.6%	29.7%	6.7%	82.4%	2.2%	7.5%	--	6.7%	--
61615	323	25.7%	34.4%	5.0%	76.5%	1.9%	6.1%	--	7.8%	--
Remaining Peoria County	710	31.4%	30.0%	8.6%	79.9%	2.8%	6.3%	--	3.5%	--

1. Denotes a count of 5 or less.

Data Sources

Peoria County Maternal and Infant Data:

This report presents information on the births within Peoria County as reported through the Vital Records program at Peoria City/County Health Department. The births utilized in the report are for the year 2015. Once finalized data has been processed by the Illinois Department of Public Health and validated by the Centers for Disease Control and Prevention, an updated report will be published.

Population data:

Rates were calculated using population estimates from U.S. Census American Community Survey 5-year estimates. Information includes estimates on total population, gender, race, and age groups for Peoria County, Illinois, United States and specific zip codes.

Data limitations:

It is important to note that live births are reported only by jurisdiction, thus any births attributed to residents occurring outside of Peoria County would not be included.

For additional information, please contact:

Monica Hendrickson, MPH
Epidemiologist, Peoria City/County Health Department
2116 N. Sheridan Road, Peoria, IL 61604
(309) 679-6000

Thank you to Peoria City/County Health Department Vital Records Program for providing data collection and technical support.